



"Learning Outside the Classroom & Learning 2.0"





Be sure to scroll all the way down for the comments from participants

1. At the end of this program I was able to: Describe how LOTC methods support student learning




|                          |   | Response Percent | Response Count |
|--------------------------|---|------------------|----------------|
| Strongly Agree           |  | 65.4%            | 17             |
| Agree                    |  | 34.6%            | 9              |
| Disagree                 |   | 0.0%             | 0              |
| Strongly Disagree        |   | 0.0%             | 0              |
| <i>answered question</i> |   |                  | 26             |
| <i>skipped question</i>  |   |                  | 0              |

Some sessions were concurrent breakouts, so the number of respondents on each question varies.



2. At the end of this program I was able to: Assess examples of LOTC and how they apply to my discipline

|                          |   | Response Percent | Response Count |
|--------------------------|---|------------------|----------------|
| Strongly Agree           |  | 46.2%            | 12             |
| Agree                    |  | 46.2%            | 12             |
| Disagree                 |  | 3.8%             | 1              |
| Strongly Disagree        |  | 3.8%             | 1              |
| <i>answered question</i> |   |                  | 26             |
| <i>skipped question</i>  |   |                  | 0              |




3. At the end of this program I was able to: Implement at least one LOTC method or technology in a class


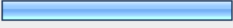
|                          |   | Response Percent | Response Count |
|--------------------------|---|------------------|----------------|
| Strongly Agree           |  | 60.0%            | 15             |
| Agree                    |  | 36.0%            | 9              |
| Disagree                 |  | 4.0%             | 1              |
| Strongly Disagree        |   | 0.0%             | 0              |
| <i>answered question</i> |   |                  | 25             |
| <i>skipped question</i>  |   |                  | 1              |




4. At the end of this program I was able to: Comprehend the basics of Web 2.0




|                          |   | Response Percent | Response Count |
|--------------------------|---|------------------|----------------|
| Strongly Agree           |  | 30.8%            | 8              |
| Agree                    |  | 69.2%            | 18             |
| Disagree                 |   | 0.0%             | 0              |
| Strongly Disagree        |   | 0.0%             | 0              |
| <i>answered question</i> |   |                  | 26             |

|  |                         |          |
|--|-------------------------|----------|
|  | <i>skipped question</i> | <b>0</b> |
|--|-------------------------|----------|

| 5. Indicate the quality of the sessions: Postholes, Potholes, and Landmines |   |                     |                   |
|---|---|---------------------|-------------------|
|   |   | Response<br>Percent | Response<br>Count |
| Excellent   |  | 56.5%               | 13                |
| Good  |  | 39.1%               | 9                 |
| Needs Improvement   |  | 4.3%                | 1                 |
|   | <i>answered question</i>  |                     | <b>23</b>         |
|   | <i>skipped question</i>   |                     | <b>3</b>          |



| 6. Indicate the quality of the sessions: How Can Service Learning Serve You? |   |                     |                   |
|--|---|---------------------|-------------------|
|  |   | Response<br>Percent | Response<br>Count |
| Excellent  |  | 62.5%               | 15                |
| Good   |  | 37.5%               | 9                 |
| Needs Improvement  |   | 0.0%                | 0                 |
|  | <i>answered question</i>  |                     | <b>24</b>         |
|  | <i>skipped question</i>   |                     | <b>2</b>          |

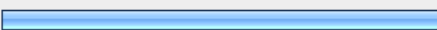

| 7. Indicate the quality of the sessions: Learning Outside the Classroom: Reflections from the Field |   |                     |                   |
|---|---|---------------------|-------------------|
|   |   | Response<br>Percent | Response<br>Count |
| Excellent   |  | 58.3%               | 14                |
| Good  |  | 37.5%               | 9                 |
| Needs Improvement   |  | 4.2%                | 1                 |
|   | <i>answered question</i>  |                     | <b>24</b>         |
|   | <i>skipped question</i>   |                     | <b>2</b>          |


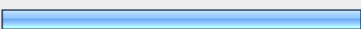

| 8. Indicate the quality of the sessions: How Do They Do It? Field Trips/Study Abroad |   |                     |                   |
|--|---|---------------------|-------------------|
|  |   | Response<br>Percent | Response<br>Count |
| Excellent  |  | 62.5%               | 10                |
| Good   |  | 31.3%               | 5                 |
| Needs Improvement  |  | 6.3%                | 1                 |
|  | <i>answered question</i>  |                     | <b>16</b>         |
|  | <i>skipped question</i>   |                     | <b>10</b>         |



| 9. Indicate the quality of the sessions: Student and Community Voices |  |                     |                   |
|---|--|---------------------|-------------------|
|   |  | Response<br>Percent | Response<br>Count |
|   |  |                     |                   |

|                          |   |       |           |
|--------------------------|---|-------|-----------|
| Excellent                |  | 81.8% | 9         |
| Good                     |  | 18.2% | 2         |
| Needs Improvement        |   | 0.0%  | 0         |
| <i>answered question</i> |   |       | <b>11</b> |
| <i>skipped question</i>  |   |       | <b>15</b> |




| 10. Indicate the quality of the sessions: Web 2.0: How to Make the Connections Work for Your Students (with Less Work for You) |   |                  |                |
|--|---|------------------|----------------|
|  |   | Response Percent | Response Count |
| Excellent  |  | 56.5%            | 13             |
| Good   |  | 43.5%            | 10             |
| Needs Improvement  |   | 0.0%             | 0              |
| <i>answered question</i>   |   |                  | <b>23</b>      |
| <i>skipped question</i>  |   |                  | <b>3</b>       |

| 11. Indicate the quality of the sessions: Learning 2.0 Breakouts -- Flip Video/Youtube |  |                  |                |
|--|--|------------------|----------------|
|  |  | Response Percent | Response Count |
| Excellent  |   | 71.4%            | 10             |
| Good   |  | 28.6%            | 4              |
| Needs Improvement  |  | 0.0%             | 0              |
| <i>answered question</i>   |  |                  | <b>14</b>      |
| <i>skipped question</i>  |  |                  | <b>12</b>      |




| 12. Indicate the quality of the sessions: Learning 2.0 Breakouts -- Social Networking |   |                  |                |
|---|---|------------------|----------------|
|   |   | Response Percent | Response Count |
| Excellent   |  | 29.4%            | 5              |
| Good  |  | 58.8%            | 10             |
| Needs Improvement   |  | 11.8%            | 2              |
| <i>answered question</i>  |   |                  | <b>17</b>      |
| <i>skipped question</i>   |   |                  | <b>9</b>       |

| 13. Indicate the quality of the sessions: Learning 2.0 Breakouts -- Blogs |   |                  |                |
|---|---|------------------|----------------|
|   |   | Response Percent | Response Count |
| Excellent   |  | 81.8%            | 18             |
| Good  |  | 18.2%            | 4              |
| Needs Improvement   |   | 0.0%             | 0              |
| <i>answered question</i>  |   |                  | <b>22</b>      |
| <i>skipped question</i>   |   |                  | <b>15</b>      |

## 14. Indicate the quality of the sessions: Learning 2.0 Breakouts -- Wikis

|                          |   | Response Percent | Response Count |
|--------------------------|---|------------------|----------------|
| Excellent                |  | 54.2%            | 13             |
| Good                     |  | 37.5%            | 9              |
| Needs Improvement        |  | 8.3%             | 2              |
| <b>answered question</b> |   |                  | <b>24</b>      |
| <b>skipped question</b>  |   |                  | <b>2</b>       |

## 15. Indicate the quality of the sessions: Learning 2.0 Breakouts -- Survey Methods

|                          |   | Response Percent | Response Count |
|--------------------------|---|------------------|----------------|
| Excellent                |  | 33.3%            | 1              |
| Good                     |  | 33.3%            | 1              |
| Needs Improvement        |  | 33.3%            | 1              |
| <b>answered question</b> |   |                  | <b>3</b>       |
| <b>skipped question</b>  |   |                  | <b>23</b>      |

Note that the Survey Methods session was under-attended, and should probably have been part of a different prof dev focus. Hopefully, Stacy will re-offer this workshop in the fall since the information is extremely valuable.

## 16. Please indicate the increase in the amount of your knowledge of the following topics as a result of the Program

|                          | A great deal (100%) | A lot (50%)       | A little (25%)   | N/A               | Response Count |
|--------------------------|---------------------|-------------------|------------------|-------------------|----------------|
| Service-Learning         | 25.0% (6)           | <b>41.7% (10)</b> | 33.3% (8)        | 0.0% (0)          | 24             |
| Field Trips              | 26.1% (6)           | 17.4% (4)         | 26.1% (6)        | <b>30.4% (7)</b>  | 23             |
| Study Abroad             | 17.4% (4)           | 26.1% (6)         | 21.7% (5)        | <b>34.8% (8)</b>  | 23             |
| Experiential Learning    | 21.7% (5)           | <b>34.8% (8)</b>  | 30.4% (7)        | 13.0% (3)         | 23             |
| Web 2.0                  | <b>44.0% (11)</b>   | 40.0% (10)        | 16.0% (4)        | 0.0% (0)          | 25             |
| Blogs                    | <b>56.0% (14)</b>   | 32.0% (8)         | 4.0% (1)         | 8.0% (2)          | 25             |
| Wikis                    | <b>56.0% (14)</b>   | 28.0% (7)         | 8.0% (2)         | 8.0% (2)          | 25             |
| Survey Methods           | 5.0% (1)            | 10.0% (2)         | 5.0% (1)         | <b>80.0% (16)</b> | 20             |
| Social Networking        | 25.0% (6)           | 20.8% (5)         | <b>29.2% (7)</b> | 25.0% (6)         | 24             |
| Flip Video/Youtube       | 38.1% (8)           | 14.3% (3)         | 4.8% (1)         | <b>42.9% (9)</b>  | 21             |
| <b>answered question</b> |                     |                   |                  |                   | <b>26</b>      |
| <b>skipped question</b>  |                     |                   |                  |                   | <b>0</b>       |

## 17. What worked best for you during the Program?

1. Hands on approach to video learning
2. Loved hands-on experience of Blogs, Wikis, and Flip Videos
3. The ability to use the technology
4. Great and useful mix of immediately useful information
5. Excellent transition session to session. Keynote speakers very good. Eager to use wikis in classes and it was a very helpful session on wikis
6. How to make connections work for your students How Can Service Learning serve you Wikis
7. Highly interactive, exciting ideas, good reflections. This institute was inspiring in many ways. Thank you!
8. Second day
9. the flexibility of breakout sessions
10. Second day techno stuff. Great application potential.
11. I liked the short sessions that moved along quickly
12. I liked having several short sessions. Time table good. Like hands-on
13. The interactive/hands-on was great!
14. It was a very good program. I learned more than I expected; with that said, I would have liked to know if BCC has guidelines and/or expectations for how to use ALL these new media - Facebook, blogs, wikis
15. Blogs and wikis. Loved the guy who spoke on Skype (Jerry Kane of Boston College)
16. The service learning and blog breakouts were simply outstanding! The panel was terrific. The food was obscenely wonderful and vegetarian! The overall workshop could not have been better.
17. The hands-on workshops!
18. I really enjoyed the opportunity to find connections between the material. Hard to boil down into one theme. But all techniques involve a willingness to trust learners to take responsibility for learning and teaching.
19. I really enjoyed the program. It was one of the best I've attended. The format was clear, well-organized, and extremely informative. The speakers were lively, interested in sharing, and open to questions.
20. the feedback and reflection. knowledgeable presenters. hands on exercises were very good
21. The second day session on blogs at 1:15p worked best for

me because its pace was right for me. I never felt left behind and it was very clear.

22. Technology sessions
23. The field trip session and blog session were very useful and applicable to my own teaching
24. wiki, blog

## **18. What areas need improvement?**

1. More time to practice skills
2. Faster pace!
3. More availability for technology in the classroom
4. No complaints
5. More hands-on and outdoor activities
6. First day
7. I'm just not that critical about these things. I thought Dori did a splendid job coordinating the whole two day experience
8. Day one needs revamping. Service learning was a good overview but could have been condensed. Travel abroad/field trips was not applicable to most.
9. Wiki needed improvement - too quick in teaching. She didn't present a very optimistic view
10. Institutional expectations of technology use
11. None. Great, useful program
12. One or two of the presenters could have been more innovative.
13. Would have liked Jerry to let us see his wiki - hard for me because I knew zero about wikis. More basics would have been helpful
14. I thought the panel could have been more organized; time limits per speaker. Also, I think it might have been better to have at least one learning breakout per day, rather than three on one day. I found it difficult to choose and would have liked to attend more than three. It is also a lot to take in so two days would have helped.
15. Service-learning needed more time specific projects to work on for the technology
16. I'd like to have more time to think about/explore possible classroom applications of a technology, but I'm not sure that this would be doable. The Institute was very useful in an introductory way.
17. It would be helpful to schedule the summer institute after grades for the Spring term are due. Holding the Institute on the final day grades are due creates a tight management of time, energy and other resources. In the addition the service-learning training was too long and repetitive. The service-learning session could be shortened and still be effective

18. The social networking got a bit bogged down with questions and fears of privacy - although it was useful to know how students use this
19. I learned best when I was acting not sitting. The more experiential, the better